



# Texas Certified Florists' Program Qualifying Exam Guidelines

Flowers and supplies will be provided as part of your qualifying exam registration fee.

Please remember to bring your tools.

Questions and Concerns please call:



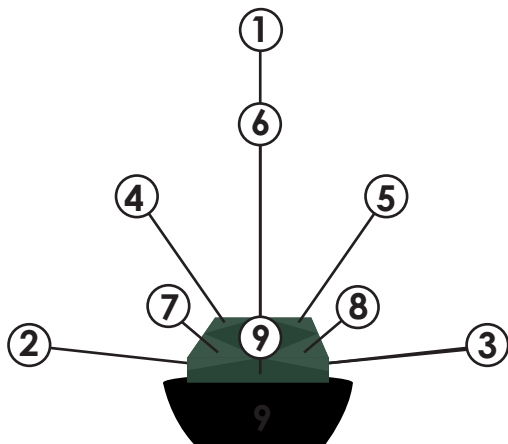
Texas State Florists' Association  
at 512.528.0806

***Thank you for your interest in continuing education.***


# Texas Certified Florists' Program Qualifying Exam Guidelines

Congratulations in taking the first step in floral certification. Listed below are the basic design skills needed to qualify for enrollment in the Texas Certified Florist Courses. The TCF qualifying exam is a hands-on test. You will be asked to design one of the arrangements and a corsage based on the guidelines below.

## Basic Design Symmetrical Triangle



Nine Carnation  
Symmetrical  
Arrangement



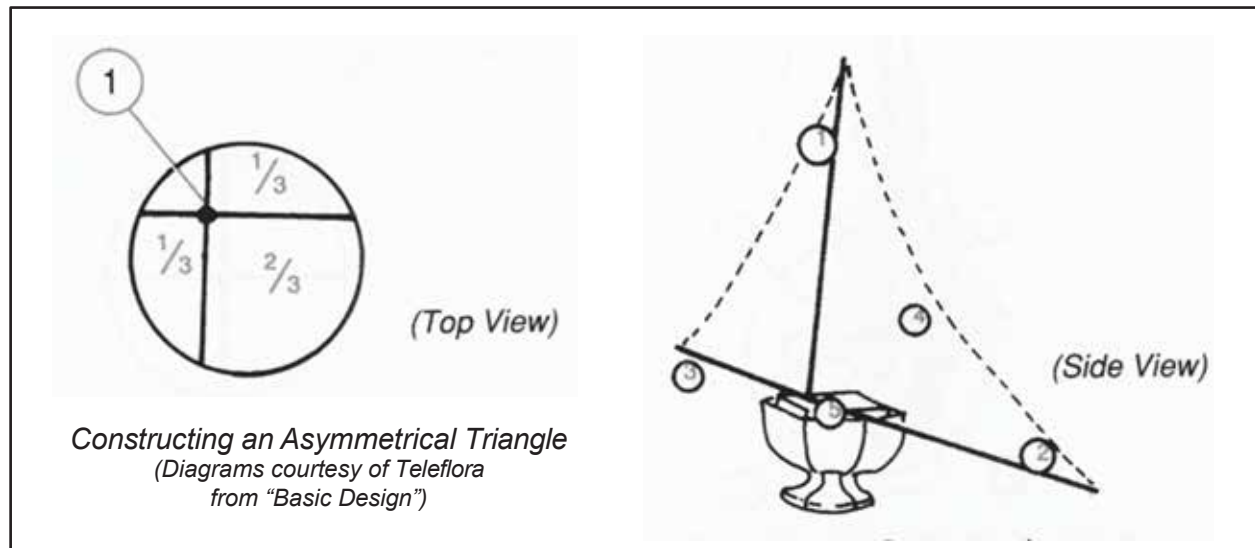
Front View



Side View

*Symmetrical Arrangements should have equal distribution of materials to either side of the central axis. One side of the design should be a mirror image of the other.*

# Asymmetrical Triangle



Asymmetrical arrangements should have an unequal distribution of materials to either side of the central axis. One side is often high while the other side is low. Make sure that when the 1, 2 and 3 flowers are removed that your secondary flowers or filler and foliage remain asymmetrical.



Asymmetrical Triangle



# Oblong Design

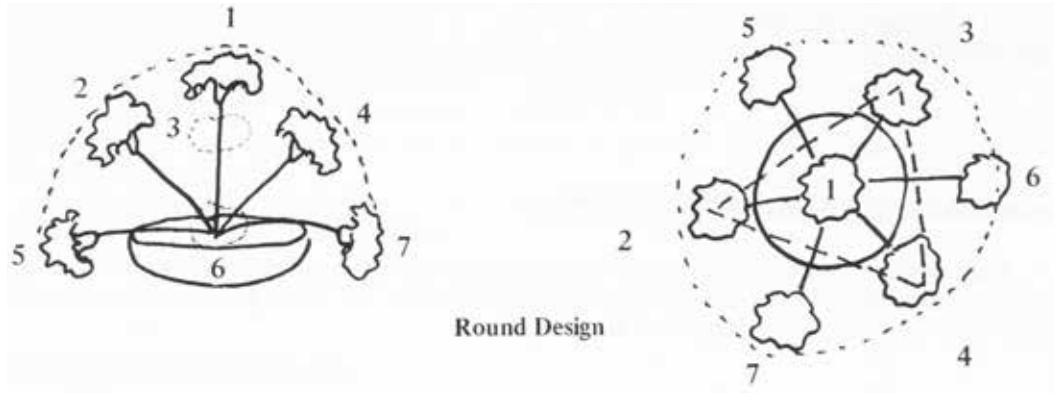
*The Oblong Design is also known as the Table Centerpiece and often must be kept narrow. The number 1 flower establishes the height while 2 and 3 establish the length.*



*Front View Oblong*



# Round Design



The Round Design can be open and airy or compact. A good skeleton is always necessary. The key is the triangle around the number 1 flower with numbers 2, 3 and 4.



*Round Side View*



*Round Top View*



# Corsage

*Your corsage may be made of Daisy Pompoms or Miniature Carnations. Flower and foliage placement as well as good wiring and taping techniques are essential.*



*Front View*



*Back View*





## *Principles and Elements of Design* *Grading Criteria*

### **Can you find these (10) Principles and Elements in your design?**

**Balance:** Symmetrical or Asymmetrical. Does it depict the style? If the design is the correct style, is it visibly balanced from side to side, front to back, top to bottom? For Asymmetrical: Is the arrangement different or unequal? For Symmetrical: Is the design mirrored on both sides?

**Mechanics:** If used, is wire, tape and foam neat and covered as instructed?

**Proportion/Scale:** Size of design in relation to container with the number of flowers assigned? A comparative relationship between components in a composition.

**Depth/Rhythm:** Are flower placements at different levels? Visual movement through the design achieved by repetition or gradation.

**Focal Point/Dominance:** Is the visual organization emphasized? Do you see visual impact or interest to which the eye is drawn?

**Skeleton:** Do the first 3 stems establish the line and balance of the design? Are secondary flowers creating overcrowding in the design?

**Foliage:** Foliage is used to enhance the directional force of line. Does the foliage follow the line pattern? Is Foliage added to fill space and cover mechanics?

**Unity:** Oneness of components into harmonious whole which results in a complete relationship of all parts. Has the design accomplished the oneness of all components?

**Form:** A configuration of an individual component of the design. Does the design create an overall three-dimensional composition?

**Line:** The visual path that directs the eye through a design. Have the flower placements created a line for your eye to follow?