

Chapter 4

Evaluating Floral Designs

The following TEKS will be addressed in this chapter:

(4) The student makes informed judgments about personal designs and the designs of others. The student is expected to:

(A) interpret, evaluate, and justify artistic decisions in personal arrangements; and

(B) select and analyze original designs, portfolios, and floral exhibitions by peers and others to form precise conclusions about formal qualities, and historical and cultural contexts, intents, and meanings.

When a student can begin to objectively look at their work and the work of others, then they are truly on their way to becoming a designer. ***Be sure to create a rubric and have students evaluate themselves and others before you grade them on all projects.*** Discuss the strengths of the design with positive remarks. Address the weaknesses, those points that need to be improved upon, with recommended suggestions. Always praise but you must critique too. The benefit of a critique is to provide a positive and motivating experience for the student to understand what was good and what could have been better.

Judging: to evaluate

In order to be a fair judge of any floral design or competition, they must have a working knowledge of the Elements and Principles of Design. Judging requires several years of study, training and experience in becoming familiar with these Elements and Principles and their interpretations. Judges use these core guidelines, in addition to mechanics, creativity, and the overall design - when evaluating.

A judge must be impartial and consistent in his/her decisions, being able to validate all of their decisions and having the ability to give competent feedback and praise.

A judge considers:

- the execution of the design
- the measure of skill
- the effectiveness of the design to the category theme
- the appropriateness of the selection of materials
- the effective use of chosen design techniques
- the creative use of the materials

SAMPLE SCORE SHEET

Judge Number: _____ Entry Number _____

Scores 1-5:
 5 - Superior 4 - Excellent 3 - Average 2 - Fair 1 - poor

(Interpret)

(Evaluate)

(Justify)

	Arrangement	Corsage	Comments
Overall Design			
Balance			
Physical & Visual			
Color, Harmony & Balance			
Harmony & Unity			
Line: Movement & Rhythm			
Scale & Proportion			
Space & Depth			
Texture: Visual & Tactile			
Interpretation & Theme Development			
Mechanics			
Category Total	/50	/50	
Grand Total /100			

Chapter 4 Student Projects

Chapter 4 Vocabulary

ARTISTIC: an expression of art.

CRITIQUE SHEET: a sheet that records a critical review or commentary; rubric.

CULTURAL CONTEXT: thoughts, opinions, feelings, art and food that result from ideas and beliefs shared by individuals within a group of people.

EVALUATE: to judge by using a specific set of standards.

EXHIBITIONS: a group of artistic pieces shown.

FORMAL: being or related to an essential form or construction; following accepted forms or conventions.

INTENT: aim or purpose; meaning or significance.

INTERPRET: to divine the meaning of an artistic piece.

JUSTIFY: to give a reason for an action or decision.

PORTFOLIO: a group of pictures or drawing of a professionals work.

PRECISE: exact as in performance or amount; correct.


Project ideas -

1. Students will develop a portfolio of work for their own use. Include pictures, how to directions for designs, critique sheets, cost sheets and personal comments. See example on next page. Have students present their portfolios and samples of their work at a local Garden Club show, as an open house for the community, or to the floral design class.
2. Students can set up blogs or Twitter accounts to share their work.

Pepper Design Portfolio

Supplies:

- 1 bell Pepper
- 1 small pepper
- Daises
- Greenery
- Oasis
- Wire




How to:

1. First you have to choose a bell pepper and make sure it is balanced so it will not fall over.
2. Then you cut a hole in the bell pepper using a knife and cut the oasis so that it fits in the hole. The oasis must be wet. Then stick the oasis in the hole.
3. Then you choose the daises and cut them using your floral knife at an angle so they stick in the oasis. You arrange the daises according to the principles and elements of design.
4. Then you get greenery and cover up foam and basically make the design look good.
5. Then you get a small pepper and a piece of wire and cut the wire with wire cutters, never with your scissors! You are supposed to cut a large enough piece of wire (but not to big) so you can pin the small pepper to the oasis.
6. Now all you have to do is finish arranging your pepper design so it looks good and follows the elements of design.

Personal Thoughts:

Pinning the small pepper to the oasis was kinda hard!

Evaluating Floral Design




Across

- 7 To divine the meaning of an artistic piece.
 10 A sheet that records a critical review or commentary; rubric.
 11 Aim or purpose; meaning or significance

Down

- 1 Thoughts, opinions, feelings, art and food that result from ideas and beliefs shared by individuals within a group of people
 2 An expression of art.
 3 To give a reason for an action or decision.
 4 Being or related to an essential form or construction; following accepted forms or conventions.
 5 A group of artistic pieces shown.
 6 Group of pictures or drawing of a professional's work.
 8 To judge by using a specific set of standards.
 9 Exact as in performance or amount; correct.

Evaluating Floral Designs



Evaluating Floral Design

Y K A G Y E W Y F A I W U L U D U K A Q
 Y X H S A J P P L K W J G O P Y W F C U
 T N Y P B J Y Z H I H C R A V C C J Y L
 E K K A E D Q S E O C S F Q O D U E Z A
 E O C S I E I M N Z W N C R W S C R K N
 H L I D P B P E E O M P X C T P M N T R
 S O F L Q S K F T M I L N I J H H F K K
 E G O W O Z Z N X A G T F Q V Y R O E N
 U V O E X F E Q M Q U Y I H K B G R W J
 Q S Z W R T T R V A I L D B J Y E M D D
 I I M A N R G R R Z I G A S I D X A Q E
 T N Y I N K P T O N H V F V Y H W L G D
 I P C J C A I I T P I A C W E Z X R C M
 R D S K O S M E K C O T O U D N B E X F
 C C U L T U R A L C O N T E X T Z Z T R
 W U G I K P J S U K K K G Z J A D I K C
 C C C T R J X K A V N N P Q M L K T K U
 K X S E U Y O I P N E L T I W A G N O T
 J Q T P R E C I S E C Z V J N J W Y Z X
 E H T Y R T N R P U K E V B Q L T W P D

ARTISTIC
 EVALUATE
 INTENT
 PORTFOLIO

CRITIQUE SHEET
 EXHIBITIONS
 INTERPRET
 PRECISE

CULTURAL CONTEXT
 FORMAL
 JUSTIFY

Evaluating Floral Design

Y	K	A	G	Y	E	W	Y	F	A	I	W	U	L	U	D	U	K	A	Q
Y	X	H	S	A	J	P	P	L	K	W	J	G	O	P	Y	W	F	C	U
T	N	Y	P	B	J	Y	Z	H	I	H	C	R	A	V	C	C	J	Y	L
E	K	K	A	E	D	Q	S	E	O	C	S	F	Q	O	D	U	E	Z	A
E	O	C	S	I	E	I	M	N	Z	W	N	C	R	W	S	C	R	K	N
H	L	I	D	P	B	P	E	E	O	M	P	X	C	T	P	M	N	T	R
S	O	F	L	Q	S	K	F	T	M	I	L	N	I	J	H	H	F	K	K
E	G	O	W	O	Z	Z	N	X	A	G	T	F	Q	V	Y	R	O	E	N
U	V	O	E	X	F	E	Q	M	Q	U	Y	I	H	K	B	G	R	W	J
Q	S	Z	W	R	T	T	R	V	A	I	L	D	B	J	Y	E	M	D	D
I	I	M	A	N	R	G	R	R	Z	I	G	A	S	I	D	X	A	Q	E
T	N	Y	I	N	K	P	T	O	N	H	V	F	V	Y	H	W	L	G	D
I	P	C	J	C	A	I	I	T	P	I	A	C	W	E	Z	X	R	C	M
R	D	S	K	O	S	M	E	K	C	O	T	O	U	D	N	B	E	X	F
C	C	U	L	T	U	R	A	L	C	O	N	T	E	X	T	Z	Z	T	R
W	U	G	I	K	P	J	S	U	K	K	K	G	Z	J	A	D	I	K	C
C	C	C	T	R	J	X	K	A	V	N	N	P	Q	M	L	K	T	K	U
K	X	S	E	U	Y	O	I	P	N	E	L	T	I	W	A	G	N	O	T
J	Q	T	P	R	E	C	I	S	E	C	Z	V	J	N	J	W	Y	Z	X
E	H	T	Y	R	T	N	R	P	U	K	E	V	B	Q	L	T	W	P	D

Evaluating Floral Designs Vocabulary Quiz

- 1) _____ Precise
 - 2) _____ Cultural Context
 - 3) _____ Intent
 - 4) _____ Formal
 - 5) _____ Evaluate
 - 6) _____ Critique Sheet
 - 7) _____ Interpret
 - 8) _____ Justify
 - 9) _____ Exhibitions
 - 10) _____ Portfolio
 - 11) _____ Artistic
- a) aim or purpose; meaning or significance.
 - b) to give a reason for an action or decision.
 - c) exact as in performance or amount; correct.
 - d) an expression of art.
 - e) a sheet that records a critical review or commentary; rubric.
 - f) a group of pictures or drawing of a professionals work.
 - g) a group of artistic pieces shown.
 - h) to divine the meaning of an artistic piece.
 - i) thoughts, opinions, feelings, art and food that result from ideas and beliefs shared by individuals within a group of people.
 - j) being or related to an essential form or construction; following accepted forms or conventions.
 - k) to judge by using a specific set of standards.

Evaluating Floral Designs Vocabulary Key

- 1) C Precise
 - 2) I Cultural Context
 - 3) A Intent
 - 4) J Formal
 - 5) K Evaluate
 - 6) E Critique Sheet
 - 7) H Interpret
 - 8) B Justify
 - 9) G Exhibitions
 - 10) F Portfolio
 - 11) D Artistic
- a) aim or purpose; meaning or significance.
 - b) to give a reason for an action or decision.
 - c) exact as in performance or amount; correct.
 - d) an expression of art.
 - e) a sheet that records a critical review or commentary; rubric.
 - f) a group of pictures or drawing of a professionals work.
 - g) a group of artistic pieces shown.
 - h) to divine the meaning of an artistic piece.
 - i) thoughts, opinions, feelings, art and food that result from ideas and beliefs shared by individuals within a group of people.
 - j) being or related to an essential form or construction; following accepted forms or conventions.
 - k) to judge by using a specific set of standards.

